



# Roman Catholic Foundation of EASTERN MISSOURI

## Quarterly Investment Report

### Our Mission

*Inspiring giving and connecting donors to Catholic ministries, sustaining the local Church for generations.*

### Our Investment Philosophy

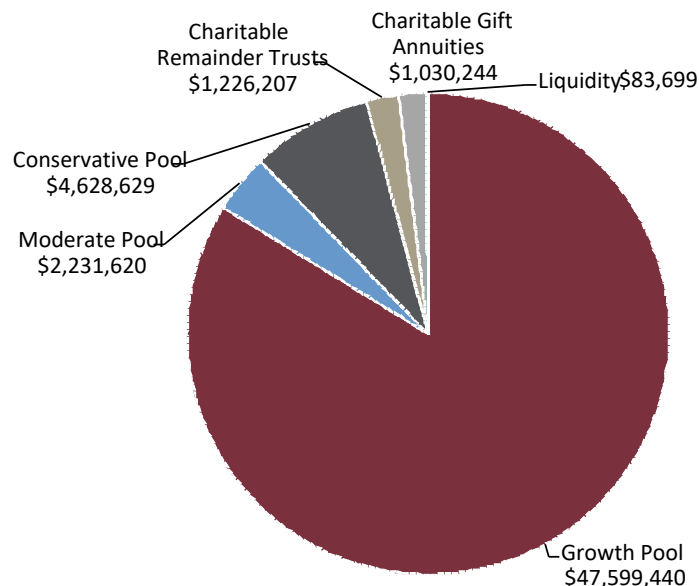
The Roman Catholic Foundation of Eastern Missouri offers world-class, Catholic-screened investment options to help donors achieve their charitable goals and to help Parishes, Schools, and Ministries of the Archdiocese of St. Louis meet their long-term financial needs.

We believe in responsible stewardship and seek a competitive financial return in a manner consistent with social teachings of the Catholic Church.

We invest in a well-diversified mix of risk-appropriate assets to achieve a rate of return that will support the Foundation's distribution rate schedule while protecting assets from inflation and market volatility. All investments are screened in accordance with the Socially Responsible Investment Guidelines set forth by the United States Conference of Catholic Bishops.

### Assets Under Management

\$56,839,373 as of December 31, 2020



Better Business  
Bureau Accredited

## Growth Pool

Inception Date December 1, 2014

### Pool Overview

#### Fund Assets Under Management

\$47.6 million

#### Objective

Capital appreciation consistent with Catholic values.

#### Annual Investment Management Costs

Investment management costs are 0.61%. For Foundation management fee please see the fee schedule provided by the Foundation at <https://rcfstl.org/frequently-asked-questions>.

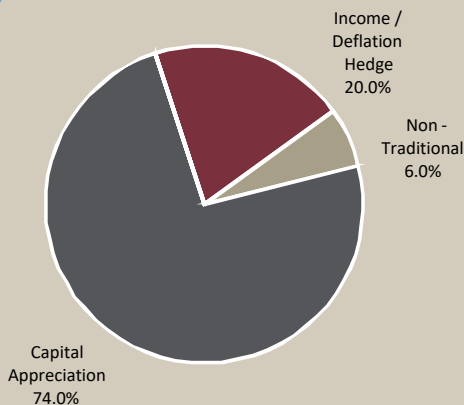
#### About Performance

The investment results depicted herein represent historical net performance after the deduction of investment management costs.

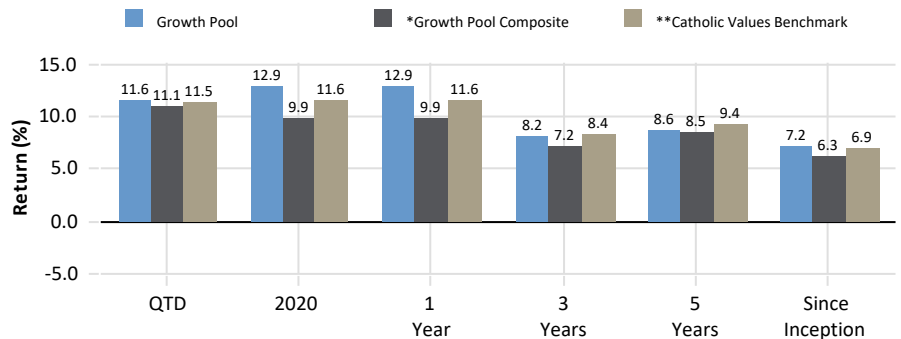
Annual, cumulative and annualized total returns are calculated assuming reinvestment of dividends and income plus capital appreciation. Performance for periods greater than one year is annualized. The performance data presented has been prepared by Graystone Consulting.

*Past performance is not a guarantee of future results.*

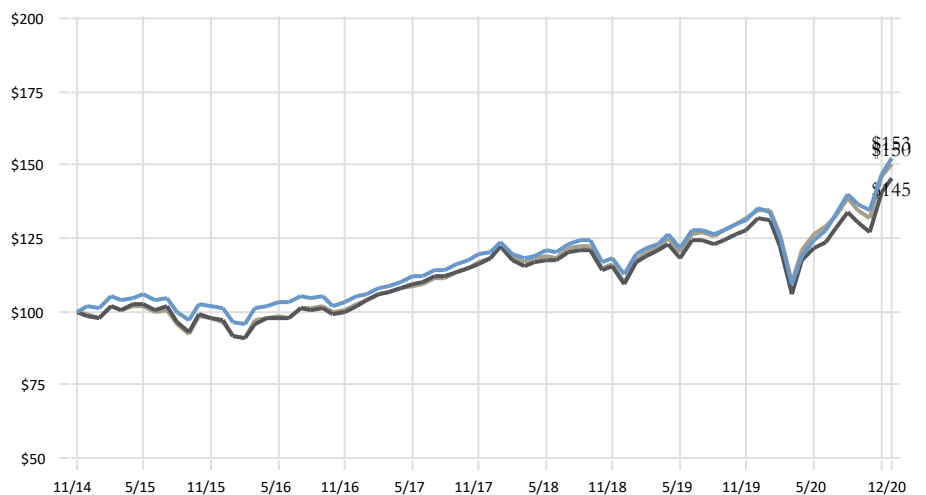
#### Target Asset Allocation



### Multi-Period Performance Analysis



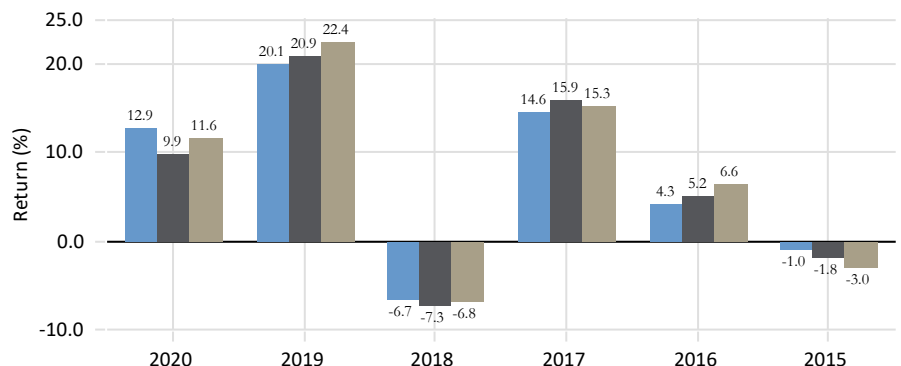
### Growth of \$100



### Since Inception Risk Statistics

	Standard Deviation	Sharpe Ratio	Maximum Drawdown	Alpha	Beta
<b>Growth Pool</b>	<b>11.63</b>	<b>0.57</b>	<b>-18.89</b>	<b>0.73</b>	<b>0.93</b>
*Growth Pool Composite	12.51	0.48	-19.70	-0.62	1.01
**Catholic Values Benchmark	12.33	0.53	-18.38	0.00	1.00

### Calendar YOY Performance Analysis



\* and \*\* See Important Disclosures on page 5



**Roman Catholic Foundation**  
of  
EASTERN MISSOURI

Roman Catholic Foundation  
of Eastern Missouri  
12 Archbishop May Drive  
Saint Louis, MO 63119  
314.918.2890  
[www.rcfstl.org](http://www.rcfstl.org)  
[info@rcfstl.org](mailto:info@rcfstl.org)

**Moderate Pool**

**Inception Date December 1, 2017**

**Pool Overview**

**Fund Assets Under Management**  
\$2.2 million

**Objective**

Balance of capital appreciation and income consistent with Catholic values.

**Annual Investment Management Costs**

Investment management costs are 0.57%. For Foundation management fee please see the fee schedule provided by the Foundation at <https://rcfstl.org/frequently-asked-questions>.

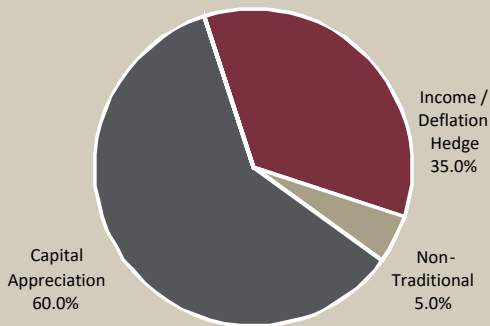
**About Performance**

The investment results depicted herein represent historical net performance after the deduction of investment management costs.

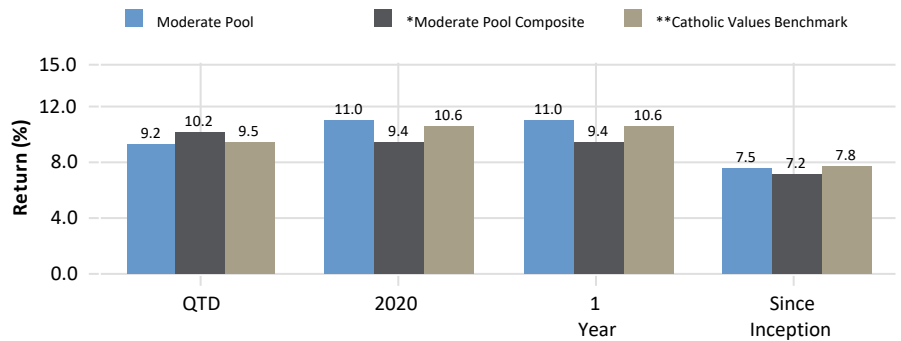
Annual, cumulative and annualized total returns are calculated assuming reinvestment of dividends and income plus capital appreciation. Performance for periods greater than one year is annualized. The performance data presented has been prepared by Graystone Consulting.

*Past performance is not a guarantee of future results.*

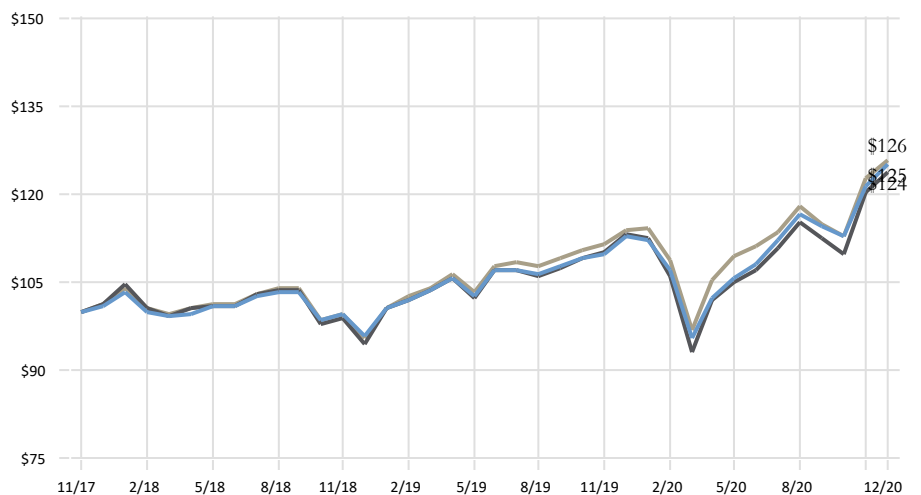
**Target Asset Allocation**



**Multi-Period Performance Analysis**



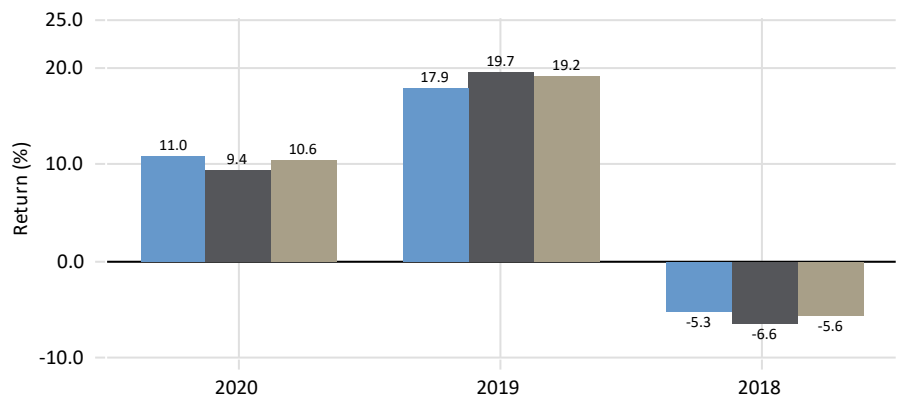
**Growth of \$100**



**Since Inception Risk Statistics**

	Standard Deviation	Sharpe Ratio	Maximum Drawdown	Alpha	Beta
<b>Moderate Pool</b>	<b>11.90</b>	<b>0.54</b>	<b>-15.32</b>	<b>0.27</b>	<b>0.93</b>
*Moderate Pool Composite	14.05	0.45	-17.92	-1.22	1.11
**Catholic Values Benchmark	12.63	0.53	-15.21	0.00	1.00

**Calendar YOY Performance Analysis**



\* and \*\* See Important Disclosures on page 5



**Roman Catholic Foundation**  
of  
EASTERN MISSOURI

Roman Catholic Foundation  
of Eastern Missouri  
12 Archbishop May Drive  
Saint Louis, MO 63119  
314.918.2890  
[www.rcfstl.org](http://www.rcfstl.org)  
[info@rcfstl.org](mailto:info@rcfstl.org)

## Conservative Pool

Inception Date November 1, 2015

### Pool Overview

#### Fund Assets Under Management

\$4.6 million

#### Objective

Capital preservation and income consistent with Catholic values.

#### Annual Investment Management Costs

Investment management costs are 0.50%. For Foundation management fee please see the fee schedule provided by the Foundation at <https://rcfstl.org/frequently-asked-questions>.

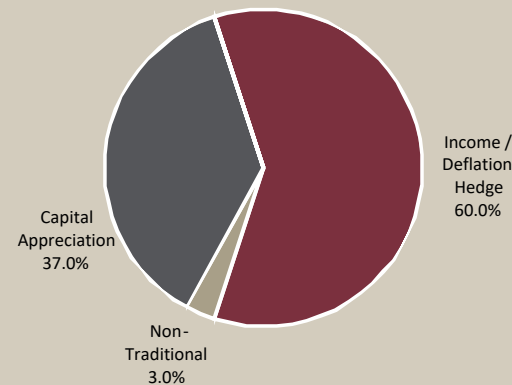
#### About Performance

The investment results depicted herein represent historical net performance after the deduction of investment management costs.

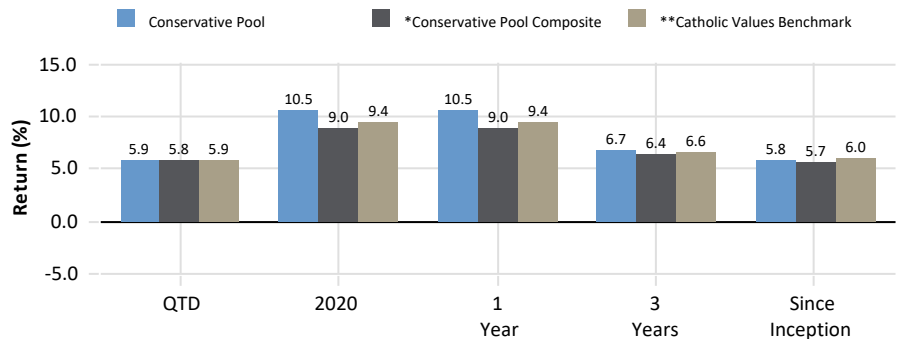
Annual, cumulative and annualized total returns are calculated assuming reinvestment of dividends and income plus capital appreciation. Performance for periods greater than one year is annualized. The performance data presented has been prepared by Graystone Consulting.

*Past performance is not a guarantee of future results.*

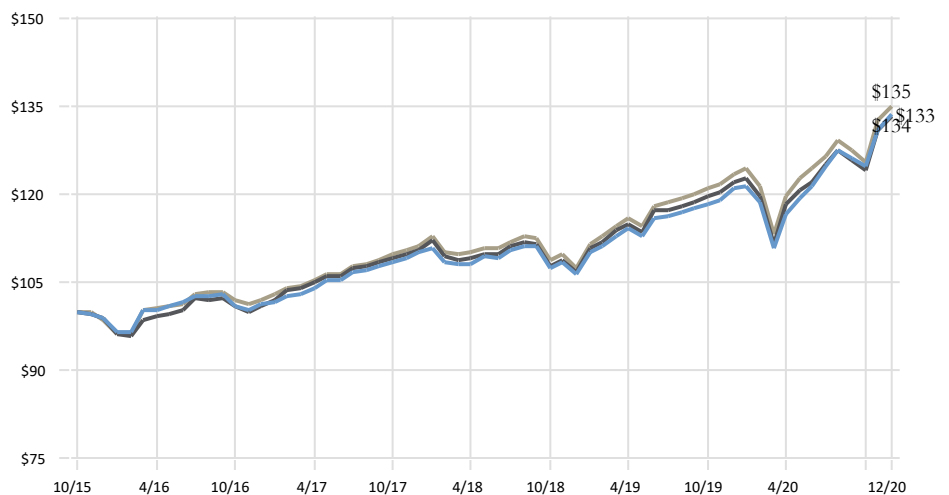
#### Target Asset Allocation



### Multi-Period Performance Analysis



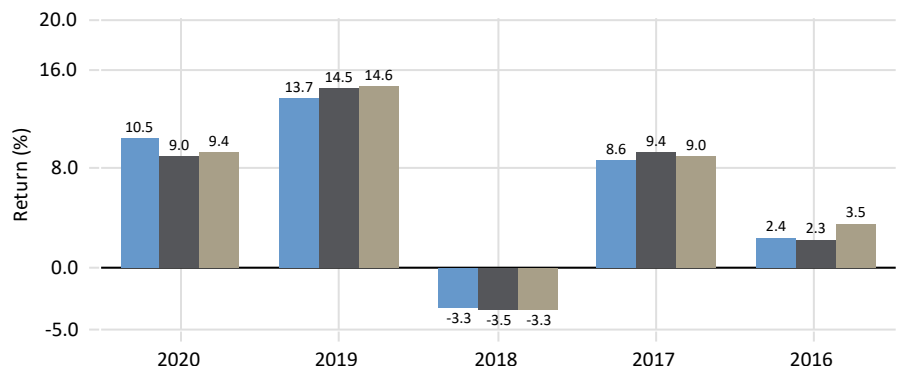
### Growth of \$100



### Since Inception Risk Statistics

	Standard Deviation	Sharpe Ratio	Maximum Drawdown	Alpha	Beta
<b>Conservative Pool</b>	<b>6.38</b>	<b>0.74</b>	<b>-8.75</b>	<b>0.12</b>	<b>0.95</b>
*Conservative Pool Composite	6.63	0.70	-9.18	-0.17	0.99
**Catholic Values Benchmark	6.63	0.74	-9.02	0.00	1.00

### Calendar YOY Performance Analysis



Roman Catholic Foundation  
of  
EASTERN MISSOURI

Roman Catholic Foundation  
of Eastern Missouri  
12 Archbishop May Drive  
Saint Louis, MO 63119  
314.918.2890  
[www.rcfstl.org](http://www.rcfstl.org)  
[info@rcfstl.org](mailto:info@rcfstl.org)

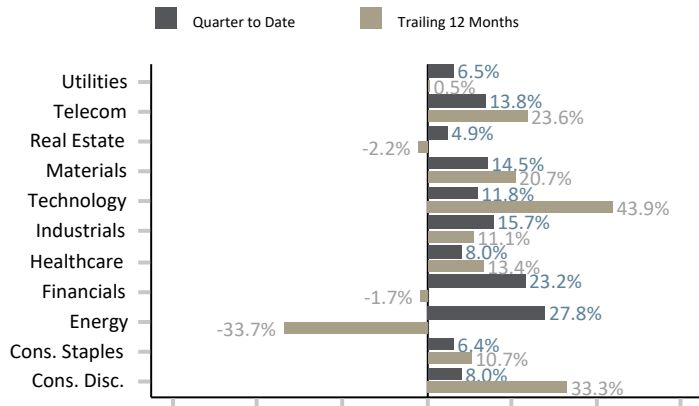
\* and \*\* See Important Disclosures on page 5

## Market Commentary

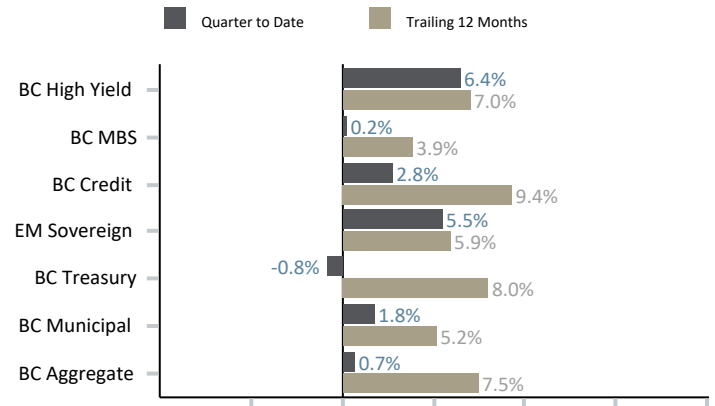
The S&P 500 saw continued gains in the fourth quarter, following a moderate third quarter and a sharp rally in the second as equities gained 12.1% in the quarter. Investors cheered the much-anticipated \$900 billion stimulus package and the start of COVID vaccine distribution, as well as well robust economic data and easy monetary policy. Both developed international and emerging markets equities outperformed the U.S. in the fourth quarter.

Awaiting finalized Q4 data, the Bureau of Economic Analysis estimated that real GDP increased at an annualized rate of 33.4% in the preceding quarter, in comparison to a 31.4% decrease during the lockdown measures earlier this year. Unemployment rate for November was 6.7%, steadily continued its decrease after peaking in April at 14.7%.

### S&P 500 Sector Performance



### Bond Market Performance



## Catholic Screening Methodology

In addition to emphasis on competitive investment performance, Foundation assets are managed in accordance with the moral teaching guidelines of the Catholic Church set forth through the United States Conference of Catholic Bishops investment guidelines document. The management of the investment assets of the Foundation focuses on a profound respect for the dignity of the human person.

**Portfolios are built and continuously screened to avoid investment in companies with violations of human life and dignity.**

### ZERO TOLERANCE FOR PARTICIPATION IN:

- Abortion - includes day hospitals performing abortion and direct abortion drugs like RU486
- Contraceptives - includes morning after pill and abortifacients
- Pornography - includes sexually explicit media, video games, production, audio, etc.
- Embryonic stem cell research

### AVOID PARTICIPATION IN:

- Tobacco
- Gaming
- Weapons of mass destruction (nuclear), land mines, cluster munitions

**Information Disclosures:** The underlying data has been obtained from sources the Foundation believes to be reliable but we do not guarantee their accuracy, and any such information may be incomplete or condensed. This evaluation is for informational purposes only and is not intended to be an offer, solicitation, or recommendation with respect to the purchase or sale of any security or a recommendation of the services supplied by any money management organization.

**Important Disclosures:** \*March 2016 - Present: Growth Pool Composite: 20% Income/Deflation Benchmark; 6% Non-Traditional Benchmark; 74% Capital Appreciation Benchmark. Prior to March 2016: Growth Pool Composite: 14% Income/Deflation Benchmark; 8% Non-Traditional Benchmark; 78% Capital Appreciation Benchmark.

- Income/Deflation Benchmark consists of Barclays Aggregate Index and 90-Day T-Bill in the same allocation as the pool constituents.

- Non-Traditional Benchmark consists of S&P 500 Global Infrastructure, S&P BMI Property Dev and Bloomberg Commodity Index in the same allocation of the pool constituents.

- Capital appreciation Benchmark consists of S&P 500, MSCI EAFE Net, and Alerian MLP Adj Index in the same allocation as the pool constituents.

\*\*Catholic Values Benchmark: Same allocation as Growth Pool Composite, except utilizing MSCI World Catholic Values Benchmark for equities.

**Sources:** FactSet, Morgan Stanley Wealth Management GIC.

**Information Disclosures:** The underlying data has been obtained from sources the Foundation believes to be reliable but we do not guarantee their accuracy, and any such information may be incomplete or condensed. This evaluation is for informational purposes only and is not intended to be an offer, solicitation, or recommendation with respect to the purchase or sale of any security or a recommendation of the services supplied by any money management organization. Note: You cannot invest directly in an index; indices do not include the deduction of investment management costs.

Further information can be obtained from the Foundation office at 314.918.2890, [www.rcfstl.org](http://www.rcfstl.org), or at [info@rcfstl.org](mailto:info@rcfstl.org).